

Scaled data based on original data using  
LM-79-08 Approved Method: Electrical and Photometric Measurements of Solid-  
State Lighting Products

Test Report Prepared for  
Cooper Lighting Solutions  
(formerly Eaton)

Brand: INVUE

Report Number: P140420

Luminaire Tested: **ECM-E01-LED-E1-5WQ**

Issue Date: 03/03/2020

**Test Information**

Test Method: LM-79-08  
Report Number: P140420  
REPORT IS SCALED FROM IESNA LM-79-08 TEST DATA (P33687)  
Test Lab: INNOVATION CENTER-P3  
Issue Date: 03/03/2020  
Manufacturer: COOPER LIGHTING SOLUTIONS (FORMERLY EATON)  
Product Line: INVUE  
Catalog Number: ECM-E01-LED-E1-5WQ  
Description: EPIC CLASSICAL MEDIUM DECORATIVE LED LUMINAIRE  
(1) LIGHTBARS WITH AccuLED OPTICS - TYPE 5 SQUARE WIDE  
Light Source: (21) 4000K CCT, 70 CRI LEDs  
Ballast/Driver: -

**Summary**

Lumens per Lamp: N/A  
Luminaire Lumens: 2987.3 lumens  
Efficiency: N/A  
Efficacy: 120.9 lumens/watt  
Luminous Opening: Rectangular (W 0.17' x L: 1' x H: 0')  
IES Classification: Type V - Short - Semi-Cutoff  
BUG Rating: B2 - U0 - G1

Input Watts (W): 24.7  
Input Voltage (V): NR  
Input Current (Ain): NR  
Voltage Rise (V): NR  
Power Factor: NR  
Total Harmonic Distortion (THDi): NR  
Frequency (hertz): 60  
Stabilization Time: NR  
Operation Time: NR  
Ambient Temperature (°C): NR  
Test Distance: 25 FT

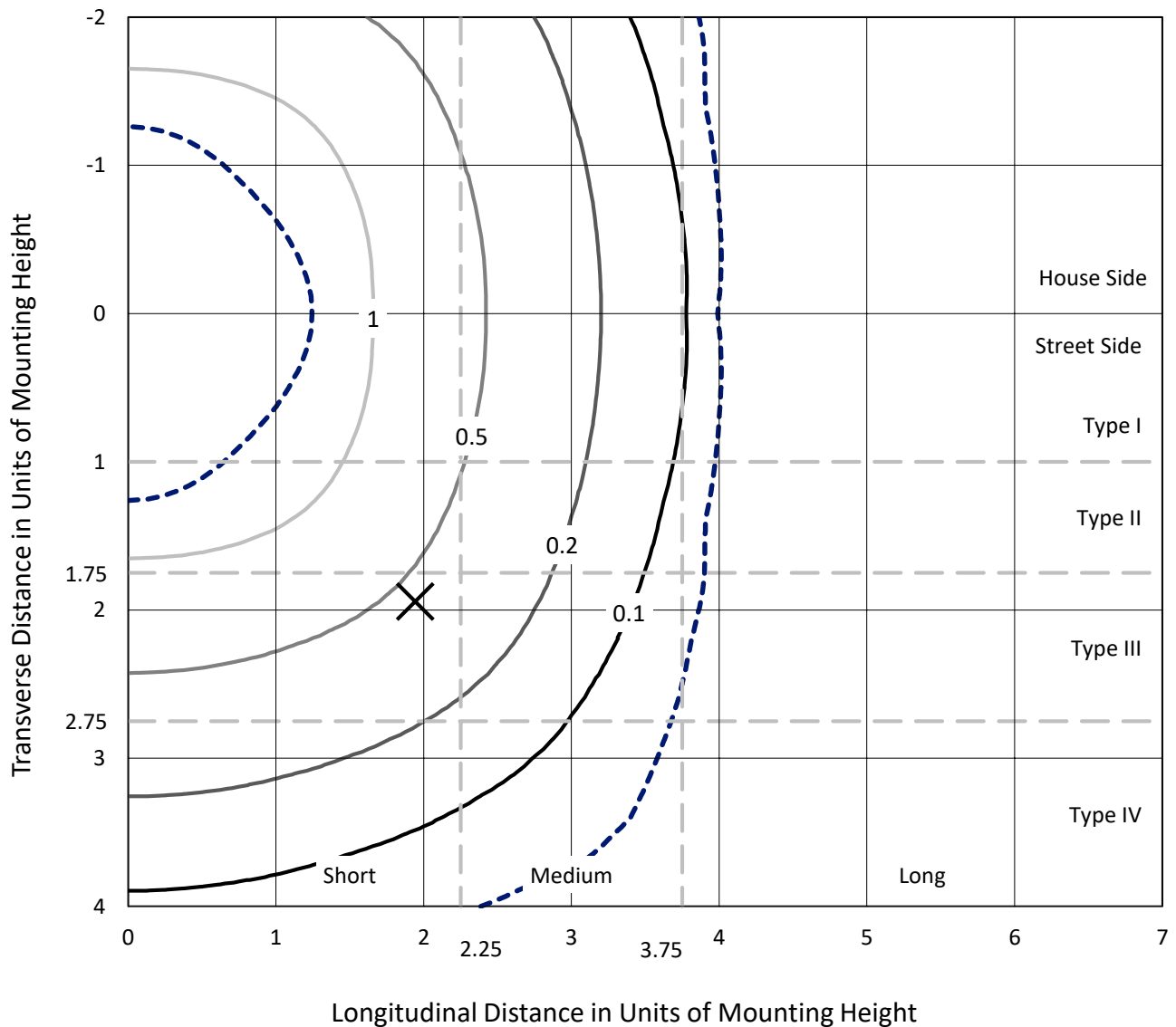


REPORT NUMBER: P140420

CATALOG NUMBER: ECM-E01-LED-E1-5WQ

### Iso-Footcandle Lines of Horizontal Illumination

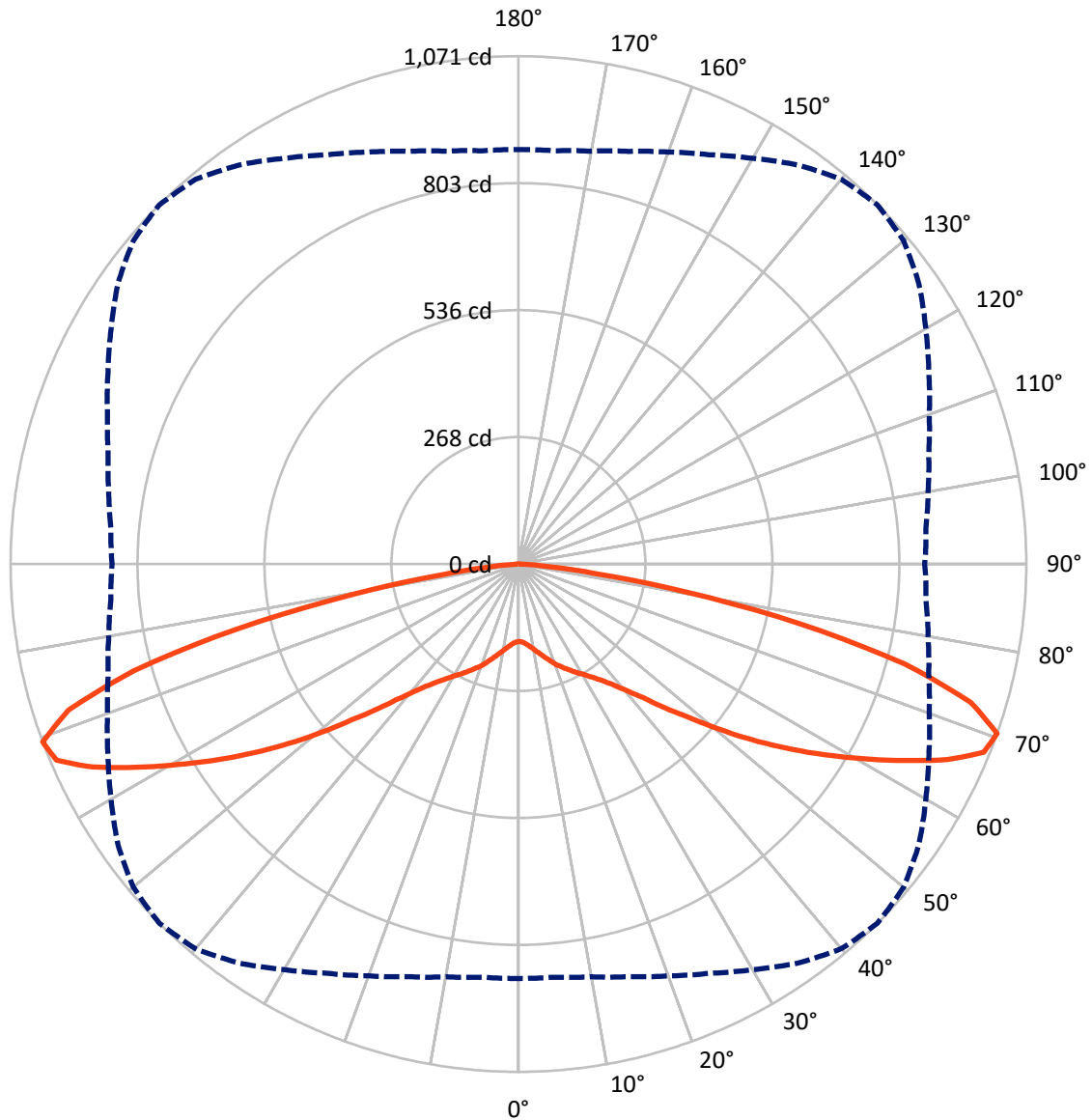
✕ Max cd  
 - - - 1/2 Max cd



Based on 10 foot mounting height. Maximum calculated value = 1.9 fc  
 Type V - Short - Semi-Cutoff

REPORT NUMBER: P140420  
CATALOG NUMBER: ECM-E01-LED-E1-5WQ

### Luminous Intensity Polar Plot



— Vertical Plane Through 45-Deg Lateral    - - - Horizontal Cone Through 70-Deg Vertical

REPORT NUMBER: P140420

CATALOG NUMBER: ECM-E01-LED-E1-5WQ

**FLUX DISTRIBUTION:**

		Downward	Upward	Total
<b>House Side</b>	Lumens	1493.7	0.0	1493.7
	% Fixture	50.0	0.0	50.0
<b>Street Side</b>	Lumens	1493.7	0.0	1493.7
	% Fixture	50.0	0.0	50.0
<b>Total</b>	Lumens	2987.3	0.0	2987.3
	% Fixture	100.0	0.0	100.0

**Coefficient of Utilization**

**ZONAL LUMENS:**

Zone	Lumens	% Fixture
0°-10°	16.6	0.6
10°-20°	57.8	1.9
20°-30°	113.7	3.8
30°-40°	188.1	6.3
40°-50°	329.2	11.0
50°-60°	587.2	19.7
60°-70°	906.6	30.3
70°-80°	717.6	24.0
80°-90°	70.6	2.4
90°-100°	0.0	0.0
100°-110°	0.0	0.0
110°-120°	0.0	0.0
120°-130°	0.0	0.0
130°-140°	0.0	0.0
140°-150°	0.0	0.0
150°-160°	0.0	0.0
160°-170°	0.0	0.0
170°-180°	0.0	0.0
0°-90°	2987.3	100.0
0°-180°	2987.3	100.0



REPORT NUMBER: P140420

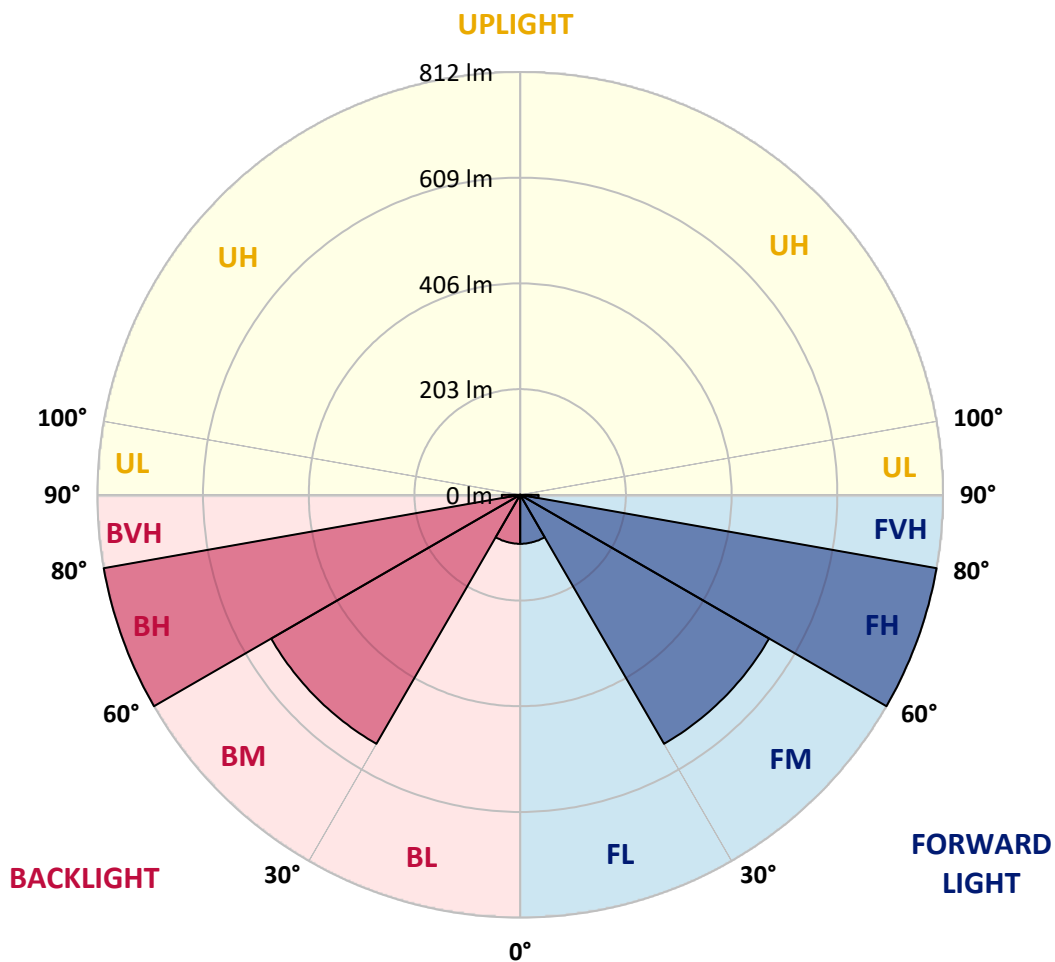
CATALOG NUMBER: ECM-E01-LED-E1-5WQ

**LUMINAIRE CLASSIFICATION SYSTEM LUMEN TABLE AND BUG RATING:**

Zone	Lumens	% Fixture	Zone Rating/Lumen Limit		
			B	U	G
FL (0°-30°)	94.0	3.1			
FM (30°-60°)	552.2	18.5			
FH (60°-80°)	812.1	27.2			G1/1800
FVH (80°-90°)	35.3	1.2			G1/100
BL (0°-30°)	94.0	3.1	B0/110		
BM (30°-60°)	552.2	18.5	B1/1000		
BH (60°-80°)	812.1	27.2	B2/1000		G1/1800
BVH (80°-90°)	35.3	1.2			G1/100
UL (90°-100°)	0.0	0.0		U0/0	
UH (100°-180°)	0.0	0.0		U0/0	

**BUG Rating: B2-U0-G1**

Type V Short





REPORT NUMBER: P140420

CATALOG NUMBER: ECM-E01-LED-E1-5WQ

**CANDELA DISTRIBUTION (FULL):**

	0°	5°	10°	15°	20°	25°	30°	35°	40°	45°	50°
0°	163.3	163.3	163.3	163.3	163.3	163.3	163.3	163.3	163.3	163.3	163.3
2.5°	165.3	165.3	165.0	165.0	165.0	165.0	164.7	164.7	165.0	164.7	164.7
5°	169.3	169.7	169.7	169.3	169.3	169.3	169.3	169.3	169.7	169.3	169.3
7.5°	175.3	175.7	175.7	175.3	175.3	175.3	175.3	175.3	175.7	175.7	175.0
10°	182.7	183.0	183.0	182.7	182.7	183.0	183.0	183.0	183.3	183.3	183.0
12.5°	191.3	191.7	192.0	191.7	192.0	192.0	192.3	192.7	192.7	192.7	192.0
15°	201.3	202.3	201.7	201.7	202.0	202.3	202.3	203.3	203.0	202.7	202.3
17.5°	213.0	212.7	212.7	213.0	213.3	213.0	213.3	214.3	214.0	213.7	213.3
20°	224.0	224.0	224.0	223.7	224.3	224.3	224.7	225.0	225.0	225.7	224.7
22.5°	234.7	234.7	234.3	234.3	235.0	235.0	235.7	236.3	236.3	236.3	235.7
25°	244.7	244.7	245.0	244.7	245.0	245.3	246.0	246.7	247.0	247.0	247.0
27.5°	253.7	254.7	254.3	254.7	255.3	256.0	256.7	257.7	258.3	258.7	257.7
30°	265.0	265.0	264.7	265.0	265.7	266.7	268.0	269.7	269.7	270.0	270.0
32.5°	277.0	277.3	276.7	277.3	278.3	279.7	281.0	282.3	283.0	284.3	284.0
35°	292.7	291.7	292.0	293.0	293.7	295.0	296.7	299.0	300.3	301.0	300.3
37.5°	310.7	310.3	311.0	311.0	313.3	314.7	317.7	319.7	320.7	322.3	321.7
40°	333.3	334.7	335.0	336.0	337.3	340.0	343.3	346.7	348.7	350.0	350.3
42.5°	364.0	364.7	363.3	367.0	370.7	372.3	376.3	381.0	384.0	385.0	385.3
45°	401.7	401.7	403.7	406.0	410.7	414.0	418.3	426.0	428.7	432.3	432.3
47.5°	446.7	448.0	448.0	453.3	457.0	463.7	472.0	478.3	484.0	482.3	488.0
50°	498.7	499.7	503.3	506.3	512.7	520.3	528.0	537.3	545.7	546.7	547.7
52.5°	553.0	554.3	557.3	564.3	572.0	580.7	594.7	602.7	610.7	615.0	614.3
55°	615.3	614.7	619.7	625.0	636.3	648.0	659.7	671.0	679.3	685.3	685.0
57.5°	680.7	683.0	688.7	695.3	705.0	715.3	729.3	740.7	754.3	758.0	752.7
60°	756.7	754.3	760.0	770.3	779.0	792.3	804.7	819.3	829.0	833.3	831.7
62.5°	834.3	832.3	836.7	850.0	860.3	870.0	887.0	903.0	911.0	912.7	909.7
65°	891.3	892.0	899.0	910.7	927.0	941.7	960.7	980.0	992.7	994.7	988.0
67.5°	904.7	906.0	915.7	930.7	951.0	975.3	1003.7	1032.3	1054.0	1058.7	1049.0
70°	874.0	874.7	884.0	901.0	924.3	952.3	987.7	1027.3	1059.0	1071.0	1060.3
72.5°	811.0	813.7	821.3	835.7	854.0	881.7	915.7	951.0	982.3	997.7	997.7
75°	697.3	703.3	707.0	711.7	727.7	750.0	777.7	805.7	833.3	842.0	817.7
77.5°	497.7	487.7	490.0	516.0	512.3	537.7	568.3	588.3	613.0	609.3	574.3
80°	228.3	222.7	235.7	253.0	275.0	292.0	325.0	328.3	356.7	358.3	333.0
82.5°	45.7	48.0	57.3	70.7	88.0	107.0	124.3	139.0	158.3	162.0	150.3
85°	14.3	15.7	19.7	21.7	22.7	26.0	29.7	40.0	46.0	47.7	44.7
87.5°	3.0	4.7	7.7	8.7	9.0	8.7	8.7	8.3	6.7	5.3	6.3
90°	0.0	0.0	0.0	0.0	0.0	0.0	0.0	0.0	0.0	0.0	0.0



REPORT NUMBER: P140420

CATALOG NUMBER: ECM-E01-LED-E1-5WQ

**CANDELA DISTRIBUTION (continued):**

	55°	60°	65°	70°	75°	80°	85°	90°
0°	163.3	163.3	163.3	163.3	163.3	163.3	163.3	163.3
2.5°	164.3	164.3	164.7	164.7	164.7	164.3	164.0	164.3
5°	169.0	169.0	169.0	169.0	168.3	168.3	168.0	168.0
7.5°	175.0	174.7	174.7	174.3	174.0	174.0	173.7	174.0
10°	183.0	182.3	182.0	181.7	181.3	181.3	181.0	180.7
12.5°	191.7	191.3	191.0	190.3	190.0	189.3	189.3	189.3
15°	201.7	201.3	201.0	200.0	200.0	199.0	199.3	199.3
17.5°	212.7	212.0	211.0	210.7	210.3	209.3	209.3	209.3
20°	224.0	222.7	222.0	221.3	221.3	220.3	220.0	220.0
22.5°	235.0	233.7	232.3	231.7	231.0	230.7	230.0	229.7
25°	246.0	244.7	243.3	242.3	241.0	240.3	239.7	239.7
27.5°	257.0	255.7	253.7	252.3	251.0	249.7	249.0	249.3
30°	268.3	267.0	265.0	263.3	261.7	260.3	259.7	259.3
32.5°	282.7	281.0	278.7	277.0	274.0	272.7	272.0	272.3
35°	299.3	297.0	295.3	292.7	290.3	288.7	287.7	287.7
37.5°	320.7	318.7	317.0	314.3	311.0	309.0	307.7	308.7
40°	348.3	346.7	343.3	339.3	336.7	335.0	333.7	334.0
42.5°	383.7	380.3	377.3	375.0	371.0	368.7	365.0	366.3
45°	428.3	424.7	421.7	418.0	414.3	409.7	408.3	405.7
47.5°	482.3	479.7	473.0	469.7	465.0	458.3	455.0	452.3
50°	542.0	537.0	532.3	524.0	518.7	511.0	508.0	507.0
52.5°	609.3	601.0	593.3	585.7	575.0	567.7	561.7	563.0
55°	676.0	666.3	655.3	647.0	638.7	629.7	623.3	619.7
57.5°	746.3	735.7	724.0	712.0	705.0	694.3	690.3	688.3
60°	818.7	809.0	797.3	786.3	776.7	764.3	757.7	755.0
62.5°	898.7	885.3	871.3	857.7	847.0	838.0	831.0	826.3
65°	972.3	954.0	939.7	922.3	910.7	897.7	889.0	887.3
67.5°	1027.3	999.0	974.0	951.7	933.7	917.7	906.7	902.3
70°	1031.0	992.0	955.0	922.0	895.7	877.3	862.7	857.0
72.5°	959.7	911.3	861.3	829.0	801.0	775.7	765.3	763.0
75°	780.7	740.3	698.7	662.0	642.7	630.0	621.3	608.7
77.5°	542.3	505.3	483.0	442.0	434.7	424.3	415.7	407.3
80°	303.7	271.3	246.3	220.7	205.0	196.3	187.3	182.3
82.5°	136.3	112.0	89.0	69.0	57.0	45.0	33.7	35.7
85°	34.0	28.7	22.0	18.3	16.7	15.3	12.3	11.0
87.5°	6.3	6.0	5.3	5.3	5.7	4.7	2.7	2.3
90°	0.0	0.0	0.0	0.0	0.0	0.0	0.0	0.0

(END OF REPORT)